



Frame composition: hardwood, beech plywood, chipboard and metal

Suspensions: serpentine springs

Interiors: high quality polyurethane foam + other

Seat density: 45 kgs/m³ + goose feathers + PL staple fiber

Back density: 28 kgs/m³ + goose feathers + PL staple fiber

Arm density: 30 kgs/m³

Coverings:

Leather Montana: buffalo corrected grain pigmented leather, chrome tanning

Leathers Royal / Safari / Ambition: pigmented corrected grain cowhide, chrome tanning

Leather Navajo: pigmented corrected grain cowhide, hand aged

Leather Cheyenne: pigmented corrected grain cowhide, vacuum-sealed chrome tanning

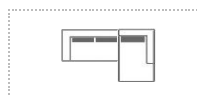
Fabrics: Bardi selection

Modularity (cm)

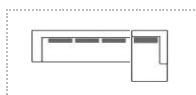
Seat height 45

Seat depth 56

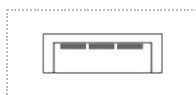
Adjustable headrests included



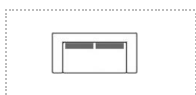
2 str. 1 arm
+ Chaise
Longue



3 str. 1 arm
MAXI
+ Chaise
Longue



Sofa 3 Str.
MAXI



Sofa 2 Str.



3 str. 1 arm
MAXI
L/R



2 str. 1 arm
L/R

Element

W / H / D

288x190

378x190

254/86-98/112

174/86-98/112

278/86-98/112

188/86-98/112

Code

D3M

D2

3MS/3MD

2,5S/2,5D



Chaise Longue
L/R



Armchair



Large Footstool

Element

W / H / D

100/86-98/190

94/86-98/112

94/45/84

Code

CLS/CLD

PO

PFR

