

# Zefiro



**Frame composition:** hardwood, beech plywood and chipboard - metal relax mechanism

**Feet:** solid wood

**Suspensions:** serpentine springs

**Interiors:** high quality polyurethane foam

**Seat density:** 45 kgs/m<sup>3</sup>

**Back density:** 25 kgs/m<sup>3</sup>

**Arm density:** 30 kgs/m<sup>3</sup>

**Adjustable headrests:** included

**Coverings:**

**Leathers Royal / Ambition:** pigmented corrected grain cowhide, chrome tanning

**Leather Navajo:** pigmented corrected grain cowhide, hand aged







**Leather Cheyenne:** pigmented corrected grain cowhide, vacuum-sealed chrome tanning

**Fabrics:** Bardi selection







**Modularity (cm)**

**Seat height** 45      **Depth when mechanism open** c. 162cm  
**Seat depth** 54




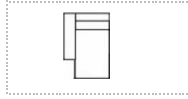


|                  |                             |  |                       |   |                           |   |
|------------------|-----------------------------|--|-----------------------|---|---------------------------|---|
|                  |                             |  |                       |   |                           |   |
| <b>Element</b>   | Sofa 3 Str.<br>MAXI<br>FIX  | Sofa 3 Str.<br>MAXI<br>RELAX electric      | Sofa 3 Str.<br>LARGE  | Sofa 3 Str.<br>LARGE<br>RELAX electric  | Sofa 3 Str.               | Sofa 3 Str.<br>RELAX electric               |
| <b>W / H / D</b> | 232/77-102/110              | 232/77-102/110                             | 218/77-102/110        | 218/77-102/110                          | 206/77-102/110            | 206/77-102/110                              |
| <b>Code</b>      | D3M                         | D3MRL                                      | D3L                   | D3LRL                                   | D3                        | D3RL  |
|                  |                             |  |                       |   |                           |   |
| <b>Element</b>   | Sofa 2.5 Str.               | Sofa 2.5 Str.<br>RELAX electric            | Sofa 2 Str.           | Sofa 2 Str.<br>RELAX electric           | Armchair                  | Armchair<br>RELAX electric                  |
| <b>W / H / D</b> | 186/77-102/110              | 186/77-102/110                             | 168/77-102/110        | 168/77-102/110                          | 108/77-102/110            | 108/77-102/110                              |
| <b>Code</b>      | D2'5                        | D2'5RL                                     | D2                    | D2RL                                    | PO                        | PORL  |
|                  |                             |  |                       |   |                           |   |
| <b>Element</b>   | 1 Str. 1 arm<br>L/R<br>MAXI | 1 str. 1 arm<br>L/R MAXI<br>RELAX electric | 1 Str. no arm<br>MAXI | 1 Str. no arm<br>MAXI<br>RELAX electric | 1 Str. 1 arm<br>L/R LARGE | 1 Str. 1 arm<br>L/R LARGE<br>RELAX electric |
| <b>W / H / D</b> | 116/77-102/110              | 116/77-102/110                             | 92/77-102/110         | 92/77-102/110                           | 109/77-102/110            | 109/77-102/110                              |
| <b>Code</b>      | 1S3M S/D                    | 1S3MRL S/D                                 | 1S3MJ S/D             | 1S3MJRL S/D                             | 1SL S/D                   | 1SLRL S/D                                   |

|                  |   |   |   |  |   |   |
|------------------|---|---|---|--|---|---|
|                  |  |  |  |  |  |  |
| <b>Element</b>   | 1 Str. no arm<br>LARGE  | 1 Str. no arm<br>LARGE<br>RELAX electric  | 1 Str. 1 arm<br>L/R (3 Str.)  | 1 Str. 1 arm L/R<br>RELAX electric<br>(3 Str.)                                     | 1 Str. no arm<br>(3 Str.)   | 1 Str. no arm<br>(3 Str.)   |
| <b>W / H / D</b> | 85/77-102/110   | 85/77-102/110   | 103/77-102/110  | 103/77-102/110   | 79/77-102/110   | 79/77-102/110   |

|             |          |            |         |           |          |            |
|-------------|----------|------------|---------|-----------|----------|------------|
| <b>Code</b> | 1SLJ S/D | 1SLJRL S/D | 1S3 S/D | 1S3RL S/D | 1S3J S/D | 1S3JRL S/D |
|-------------|----------|------------|---------|-----------|----------|------------|

|                  |   |   |   |  |   |   |
|------------------|---|---|---|--|---|---|
|                  |  |  |  |  |  |  |
| <b>Element</b>   | 1 Str. 1 arm L/R<br>(2.5 Str.)  | 1 Str. 1 arm L/R<br>RELAX electric<br>(2.5 Str.)                                  | 1 Str. no arm<br>(2.5 Str.)   | 1 Str. no arm<br>RELAX electric<br>(2.5 Str.)                                      | 1 Str. 1 arm L/R<br>(2 Str.)  | 1 Str. 1 arm L/R<br>RELAX electric<br>(2 Str.)                                      |
| <b>W / H / D</b> | 93/77-102/110   | 93/77-102/110   | 69/77-102/110   | 69/77-102/110  | 84/77-102/110   | 84/77-102/110   |

|             |           |             |            |              |         |           |
|-------------|-----------|-------------|------------|--------------|---------|-----------|
| <b>Code</b> | 1S2'5 S/D | 1S2'5RL S/D | 1S2'5J S/D | 1S2'5JRL S/D | 1S2 S/D | 1S2RL S/D |
|-------------|-----------|-------------|------------|--------------|---------|-----------|

|                  |   |   |   |  |   |   |
|------------------|---|---|---|--|---|---|
|                  |  |  |  |  |  |  |
| <b>Element</b>   | 1 Str. no arm<br>(2 Str.)   | 1 Str. no arm<br>RELAX electric<br>(2 Str.)   | Corner (2 adj.<br>headrests)  | Chaise Longue<br>(deeper arm +<br>30 cm)   | Footstool<br>SQUARE   | Ottoman<br>stool  |
| <b>W / H / D</b> | 60/77-102/110   | 60/77-102/110   | 117/77-102/117  | 103/77-102/178   | 60X60   | 103X80  |

|             |          |            |    |         |     |     |
|-------------|----------|------------|----|---------|-----|-----|
| <b>Code</b> | 1S2J S/D | 1S2JRL S/D | AP | CLS/CLD | PFQ | PFT |
|-------------|----------|------------|----|---------|-----|-----|