

Sandy



Frame composition: hardwood and beech plywood, solid beech base

Suspensions: serpentine springs

Interiors: high quality polyurethane foam

Seat density: 45 kgs/m³ + Goose feathers

Back density: 28 kgs/m³ + Goose feathers

Arm density: 45 kgs/m³

Coverings available

Leather Montana: buffalo corrected grain pigmented leather, chrome tanning

Leathers Royal / Safari / Ambition: pigmented corrected grain cowhide, chrome tanning

Leather Navajo: pigmented corrected grain cowhide, hand aged

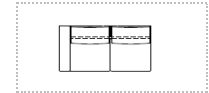
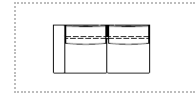
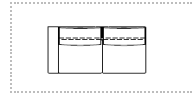
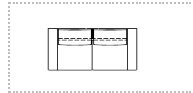
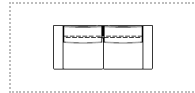
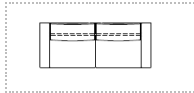
Leather Cheyenne: natural grain cowhide, treated vacuum-sealed

Fabrics: Bardi selection

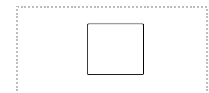
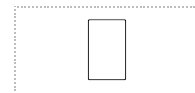
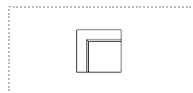
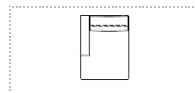
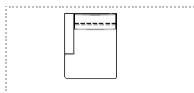
Modularity (cm)

Seat height 40

Seat depth 60



Element	Sofa 3 Str.	Sofa 2.5 str.	Sofa 2 str.	3 str. 1 Arm L/R	2.5 str. 1 Arm L/R	2 str. 1 Arm L/R
W / H / D	236/78-88/110	216/78-88/110	196/78-88/110	213/78-88/110	193/78-88/110	173/78-88/110
Code	D3	D2'5	D2	3S/3D	2,5S/2,5D	2S/2D



Element	Chaise Longue Large L/R	Chaise Longue Medium L/R	Corner	Element 1 str. NO arm	Table R (oak wood)	Table Q (oak wood)
W / H / D	164/74-87/110	116/74-87/175	106/74-87/175	93/74-87/175	120/42/60	100x100
Code	CLLS/CLLD	CLMS/CLMD	A	01	TAVR	TAVQ