

Romeo



Frame composition: hardwood and beech plywood

Suspensions: elastic belts

Interiors: high quality polyurethane foam

Seat density: 45 kgs/m³

Back density: 28 kgs/m³

Arm density: 30 kgs/m³

Coverings available

Leather Montana: buffalo corrected grain pigmented leather, chrome tanning

Leathers Royal / Safari / Ambition: pigmented corrected grain cowhide, chrome tanning

Leather Navajo: pigmented corrected grain cowhide, hand aged

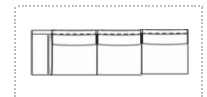
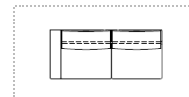
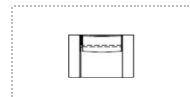
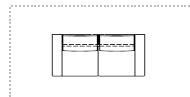
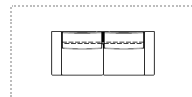
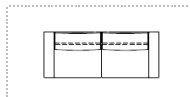
Leather Cheyenne: natural grain cowhide, treated vacuum-sealed

Fabrics: Bardi selection

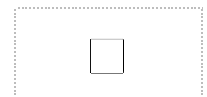
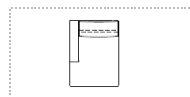
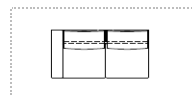
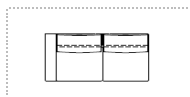
Modularity (cm)

Seat height 44

Seat depth 60



Element	Sofa 3 str.	Sofa 2.5 str.	Sofa 2 str.	Armchair	3 str. 1 arm L/R	3 str. 1 arm L/R (3 cushions)
W / H / D	234/79-90/102	214/79-90/102	194/79-90/102	107/79-90/102	209/79-90/102	299/79-90/102
Code	03G	02M	02G	01G	223 S/D	223 S/D 3S



Element	2.5 str. 1 arm L/R	2 str. 1 arm L/R	Chaise Longue L/R	Element 1 str. NO arm	Corner	Pouf Square
W / H / D	189/79-90/102	169/79-90/102	107/79-90/178	90/79-90/178	102/79/102	80x60
Code	222M S/D	222 S/D	27M S/D	01	24	10