



**Frame composition:** hardwood, beech plywood and chipboard

**Base and feet:** High-resistance metal

**Suspensions:** serpentine springs

**Interiors:** high quality polyurethane foam

**Seat density:** 45 kgs/m<sup>3</sup>

**Back density:** 28 kgs/m<sup>3</sup>

**Arm density:** 30 kgs/m<sup>3</sup>

### Coverings available

**Leather Montana:** buffalo corrected grain pigmented leather, chrome tanning

**Leathers Royal / Safari / Ambition:** pigmented corrected grain cowhide, chrome tanning

**Leather Navajo:** pigmented corrected grain cowhide, hand aged

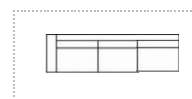
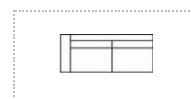
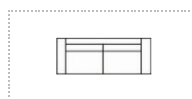
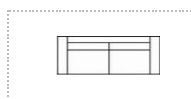
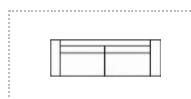
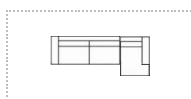
**Leather Cheyenne:** natural grain cowhide, treated vacuum-sealed

**Fabrics:** Bardi selection

### Modularity (cm)

**Seat height** 45

**Seat depth** 58



**Element**

2,5 str. 1 arm  
+ Chaise Longue

Sofa 3 str.

Sofa 2.5 str.

Sofa 2 str.

2.5 str. 1 arm

2.5 str. 1 arm  
(3 cushions)

**W / H / D**

ca. 283 x 178

226/81-98/108

206/81-98/108

186/81-98/108

180/81-98/108

257/81-98/108

**Code**

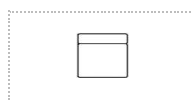
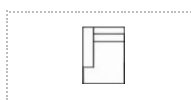
D3

D2,5

D2

2'5S/2'5D

2'5S/2'5D 3S



**Element**

Chaise Longue  
(w/longer arm)

Element 1 str.  
NO arm

Ottoman  
stool

**W / H / D**

103/81-98/178

76/81-98/108

113x80

**Code**

CLS/CLD

01

PFT